

IntelligenceMine

Researchers Packages

www.IntelligenceMine.com



Mining Intelligence for Researchers, Investors and Suppliers.

Use comprehensive and up-to-date mining data to identify your business opportunities.

Experts since 1989, our team of mining intelligence professionals analyze mining news and hundreds of documents daily to keep you on top of global mining.

Contact us for an online demo, free trial, custom data extraction or full access to the mining intelligence database.

+1 604 683 2037 (PT) sales@intelligencemine.com www.IntelligenceMine.com

[Client Access](#)
[Additional Seats & Access](#)
[Contact & Feedback](#)

3,500 Listed Companies
8,700 Other Mining Companies

Over 33,000 Mines, Projects and
Processing Facilities

Over 1.5M Regulatory and
Source Documents

Interactive and Online Mining
Property Mapper

AngloGold Ashanti Ltd
 BEL:ANG +132.72 / JSE: FNB:ANG +13.08 / ASE:ANG +3.77 / NYSE:AU +11.42

Overview Subscribers Properties Options Realities Financials M&A Office

News Documents

Key Facts

Head Office Johannesburg, South Africa
 Market Cap (USD \$B) 4.45
 Commodity Exposure Gold, Silver, Substantive Uranium
 Mines Copper, Gold, Molybdenum, Silver, Cobalt, Gold, Copper, Molybdenum, Nickel, Phosphate, Zinc, Uranium, Silver, Uranium, Vanadium, Vanadium, Zinc, Gold, Uranium

Options

Head Office 3rd Floor 75, Deane Street, Newtown, Johannesburg, Gauteng 2001, South Africa
 T: +27 11 437 4000
 F: +27 11 437 4299-4400

Summary

AngloGold Ashanti Ltd is a public company based in Johannesburg, South Africa. It is listed on the JSE and has a market capitalization of 4.45 B USD. AngloGold Ashanti has 23 active mines, 1 processing facility and 1 exploration project in 13 countries. It has 23 active mines, 1 processing facility and 1 exploration project in 13 countries. Its assets are located in Argentina, Australia, Brazil, Colombia, Democratic Republic of the Congo, Ghana, Guinea,

Antamina
 Copper +5,709.28 / Lead +1,979.03 / Molybdenum +17,022.30 / Silver +14,300.00 / Zinc +2,554.33

Overview Key Facts

Asset Type Mine
 Status Production
 Type of Work Open Pit
 Location 275km North of Lima, Peru
 Commodities Blomhoff, Copper, Lead, Molybdenum, Silver, Zinc

Address

J. Celso Barrantes No. 5563, Ploveda Bolin
 Ploveda, Arequipa Peru
 T: +51 1 227 3000

Production (2014)

Commodity	Production (2014)
Copper (kt)	305.9
Lead (kt)	3.4
Molybdenum (kt)	3.4
Silver (kt)	15,778.1
Zinc (kt)	276.9

Latest Information

Operational Review for the Half Year Ended 30 December 2014
 2014 Annual Report for Financial and Production Results (2014-2015)

Canasil
 600-555-1111 / 1-800-368-3688 / 1-800-368-3688 / 1-800-368-3688

MINING.com
 Your source for global mining news

Thousands stand up for Canadian with closure in Greece

Sign up for the G8 Bonds News Digest





Search drop down. Toggle between companies, properties and supporting documents


Companies Properties Documents

Company Search - 12610 Matching Results

































































































































































Overview Exchange Data Commodity Exposure Properties HQ Office Capital Raisings Financials Options Royalties Map

Search bar, toggle between tabs for results



Download reports to excel

Company	Headquarter			Primary Ticker - Investment Details							Region				Development Status							Company Website	
	City	Province / State	Country	Listed at	Symbol	Currency	Share Price	Market Cap (USD)	Latest Document	Africa	Asia	Europe	North America	South America	Oceania	Prospect	Exploration	Advanced Exploration	Pre-Feasibility	Feasibility	Development		Production
 Freeport-McMoRan	Phoenix	Arizona	United States	NYSE	FCX	USD	8.68	9.0 B															
 Newmont	Denver	Colorado	United States	NYSE	NEM	USD	16.89	8.9 B															
 First Majestic Silver	Vancouver	British Columbia	Canada	TSX	FR	CAD	4.54	420.8 M															
 Endeavour Silver	Vancouver	British Columbia	Canada	TSX	EDR	CAD	1.97	152.3 M															
 Entree Gold	Vancouver	British Columbia	Canada	TSX	ETG	CAD	0.31	34.6 M															
 Canasil Resources	Vancouver	British Columbia	Canada	TSX-V	CLZ	CAD	0.03	1.8 M															
 Golden Goliath	Vancouver	British Columbia	Canada	TSX-V	GNG	CAD	0.01	404.4 T															
 Minera Antamina	Lima	Lima	Peru																				
 BHP Billiton	Melbourne	Victoria	Australia	ASX	BHP	AUD	22.89	88.2 B															
 Rio Tinto	Melbourne	Victoria	Australia	ASX	RIO	AUD	46.97	63.3 B															

Tabled data results

22,397 Matching Results

Company Documents

Scope: Financial Operational Technical Presentations Capital Raisings Drill Results Corporate M&A Exploration Misc. UT

Filing: Annual Quarter Half Year News Technical Presentation Appendix MD&A 708A Prospectus Others

Search for:

Transaction in OWN Shares

Increase in Ore Reserves at Escondida

Rio Tinto Provided a Company Update.

Results Presentation Year Ended 30 June 2015

BHP Billiton Issued a Company Presentation.

Dividend/Distribution-BHP

BHP Billiton Provided a Company Update.

BHP Billiton Results for the Year Ended 30 June 2015

BHP Billiton Announced its Financial and Production Results.

Supporting documents available in pdf



Companies Properties Documents

Toggle between search options

Company

Company Name

Add

Headquarter Location

Add

Company Status

☐ Active

☐ Archived

Company Type

☐ Public

☐ Reporting

☐ Individual

☐ Delisted

☐ Other

☐ Private

Development Status

☐ Explorer

☐ Developer

☐ Producer

Stock Market

Market Cap

From

To

USD Million

0

100

500,000

Mining Company

☐ yes

☐ no

Capital Raisings

Capital Raisings

Capital Rasing Status

☐ Proposed

☐ Closed

☐ Tranche Closed

☐ Amended

☐ Cancelled

Capital Rasing Date

From

To

Expand search options according to your search criteria

Commodity

Commodity Exposure

Add

Property

Property Name

Add

Asset Type

☐ Project

☐ Mine

☐ Processing Facility

Operation Type

Activity Status

Development Status

Geography

Property Location

Add

Annual Precipitation

From

To

mm

0

8,000

Altitude

From

to

To

m

-3,000

0

6,000

Average Monthly Temperature

From

To

°C

-40

0

60

Geology

Drill Results

Production

Operation

Royalties

Options

Scroll down for more search options

Drill Results

Drill Results

☐ yes

☐ no

Drill Report Disclosure Date

From

To

Production

Has Ore Production?

☐ yes

☐ no

Has Production?

☐ yes

☐ no

Operation

Mine Technology

☐ Surface

☐ Underground

☐ In-Situ Recovery

☐ Marine Mining

Processing Technology

☐ Conventional Mill

☐ Hydrometallurgy

Royalties

Royalties

- ☐ yes
- ☐ no

Royalty Type

- ☐ Advanced Minimum Royalty
- ☐ Gross Overriding Royalty
- ☐ Gross Proceeds Royalty
- ☐ Gross Sales Royalty
- ☐ Gross Smelter Return
- ☐ Gross Value
- ☐ Lessor or Freehold Royalty
- ☐ Milling Royalty
- ☐ Net Proceeds Royalty
- ☐ Net Profits Interest
- ☐ Net Smelter Return
- ☐ Net Value Return
- ☐ Off-Take
- ☐ Overriding Royalty
- ☐ Streaming

Expand for deeper search options



Companies Search

































Exchange Data tab expanded

Company Search 2610 Matching Results

Overview Exchange Data Commodity Exposure Properties HQ Office Capital Raisings Financials Options Royalties Map



Primary Ticker - Investment Details

Company	Listed at	Symbol	Currency	Share Price	Volume	Last Trade	1 Day Change %	5 Day Change %	4 Week Change %	1 Year Change %	52 Week Low	52 Week High	Market Cap (USD)	Shares Outstanding	P/E	Beta	Last Dividend Date	Latest Fiscal Dividend Per Share	Last Dividend Yield %	Last Fiscal EPS	Latest Document	Company Website
 Freeport-McMoRan	NYSE	FCX	USD	8.68	35.8 M	Aug 24, 2015	-9.40	-15.23	-23.66	-76.20	8.16	36.65	9.0 B	1.0 B	-18.60	1.52	2015-04-13	0.31	0.00	-6.38		
 Newmont	NYSE	NEM	USD	16.89	14.5 M	Aug 24, 2015	-6.89	-5.38	-1.92	-34.99	16.07	27.90	8.9 B	529.1 M	17.41	0.57	2015-06-09	0.03	0.00	0.97		
 First Majestic Silver	TSX	FR	CAD	4.54	724.0 T	Aug 24, 2015	-7.72	-13.19	12.94	-57.33	3.76	11.21	420.8 M	122.2 M	115.05	0.59			-0.76			
 Endeavour Silver	TSX	EDR	CAD	1.97	135.3 T	Aug 24, 2015	-10.05	-18.60	12.57	-66.03	1.64	6.18	152.3 M	102.0 M	109.19	0.62			-0.87			
 Entree Gold	TSX	ETG	CAD	0.31	42.9 T	Aug 24, 2015	0.00	-20.51	-19.48	10.71	0.18	0.66	34.6 M	147.0 M		0.49			-0.06			
 Canasil Resources	TSX-V	CLZ	CAD	0.03	27.0 T	Aug 24, 2015	0.00	0.00	-25.00	-60.00	0.03	0.08	1.8 M	81.1 M		1.04			-0.03			
 Golden Goliath	TSX-V	GNG	CAD	0.01	0	Aug 24, 2015	0.00	0.00	0.00	-83.33	0.01	0.03	404.4 T	106.7 M		1.97			-0.04			
 Minera Antamina																						
 BHP Billiton	ASX	BHP	AUD	22.89	12.8 M	Aug 24, 2015	-5.02	-9.17	-10.31	-38.55	22.82	37.48	88.2 B	5.3 B	11.09	0.21	2014-09-03	0.62	0.02	2.08		
 Rio Tinto	ASX	RIO	AUD	46.97	3.3 M	Aug 24, 2015	-5.15	-7.70	-8.24	-27.22	46.60	65.73	63.3 B	1.9 B	25.39	0.16	2015-03-04	0.78	4.25	1.85		

Page 1 of 1261: 1 2 3 4 5 Next Last









































































Commodity Exposure tab expanded



Company Search - 12610 Matching Results

Overview Exchange Data **Commodity Exposure** Properties HQ Office Capital Raisings Financials Options Royalties Map



<div><div></div></div>		Region	Development Status	Commodity Exposure																																																																																																																																																																																																																																																																																																																																																																																															
				Precious Metals	Gems	Base Metals	Steel Raw Materials	Energy	Minor Metals & Industry Minerals																																																																																																																																																																																																																																																																																																																																																																																										
		Africa	Asia	North America	South America	Oceania	Prospect	Exploration	Advanced Exploration	Pre-Feasibility	Feasibility	Development	Production	Closed Mine	Gold	Silver	Platinum	Palladium	Other PGM	Diamond	Other Gemstones	Aluminum	Copper	Lead	Nickel	Tin	Zinc	Iron Ore	Chromium	Manganese	Molybdenum	Vanadium	Tungsten	Coal	Oil Sands	Uranium	Other	Antimony	Bismuth	Cobalt	Graphite	Lithium	Niobium	Phosphates	Potash	Rare Earth Minerals	Tantalum	Titanium	Zirconium	Other																																																																																																																																																																																																																																																																																																																																																	
 Freeport-McMoRan																																																																																																																																																																																																																																																																																																																																																																																																			



Properties tab expanded














Overview		Exchange Data		Commodity Exposure		Properties		HQ Office		Capital Raisings		Financials		Options		Royalties		Map		
Company		Property Details										Development Status								
		Ownership Share (%)	Country	Property	Work Type	Asset Type	Prospect	Exploration	Advanced Exploration	PEA	Pre-Feasibility	Feasibility	Development	Production	Closed Mine					
		100.00		Ajo		Mine														
		100.00		Bagdad		Mine														
		100.00		Buda		Project														
		100.00		Chino		Mine														
		100.00		Christmas Mine		Mine														
		100.00		Climax		Mine														
		100.00		Cobre Gigante		Project														
		100.00		Cochise		Project														
		100.00		Continental		Mine														
		100.00		El Paso		Processing Facility														
		100.00		Fort Madison		Processing Facility														
		100.00		Henderson		Mine														
		100.00		Huelva		Processing Facility														
		100.00		Kadiica		Project														
		100.00		Lone Star		Project														
		100.00		Madoc		Project														
		100.00		Mazenod Lake		Project														
		100.00		Miami		Mine														
		100.00		Miami		Processing Facility														
		100.00		Mount Kinabalin		Project														
		100.00		Mustang Canyon		Project														
		100.00		Osogovo Project		Project														
		100.00		Rotterdam		Processing Facility														
		100.00		Safford		Mine														
		100.00		Sanchez		Project														
		100.00		Sierrita		Mine														
		100.00		Sierrita		Processing Facility														
		100.00		Stowmarket		Processing Facility														
		100.00		Tintic		Project														
		100.00		Tohono		Mine														
		100.00		Twin Buttes		Mine														
		100.00		Tyrone		Mine														
		90.64		Big Gossan		Mine														
		90.64		Deep Mill Level Zone - DMLZ		Mine														
		90.64		Deep Ore Zone - DOZ		Mine														
		90.64		DOM		Project														
		90.64		Ertzberg		Mine														
		90.64		Grasberg		Mine														
		90.64		Grasberg Block Cave		Mine														
		90.64		Grasberg Operations		Mine Complex														



HQ Office tab expanded



Overview	Exchange Data	Commodity Exposure	Properties	HQ Office	Capital Raisings	Financials	Options	Royalties	Map
----------	---------------	--------------------	------------	-----------	------------------	------------	---------	-----------	-----

	Headquarter Office Location								
	Address	City	Province / State	Postal Code	Country	Phone	Fax	Toll Free Phone	Email
 Freeport-McMoRan	333 North Central Ave.	Phoenix	Arizona	85004	United States	+1 602.366.8100	+1 (602) 366-7323		fcx_communications@fmi.com
 Newmont	6363 South Fiddler's Green Circle, G...	Denver	Colorado	80111	United States	+1 303 863.7414	+1 303.837.5837		Omar.Jabara@Newmont.com
 First Majestic Silver	925 West Georgia St., Suite 1805	Vancouver	British Columbia	V6C 3L2	Canada	+1 (604) 688-3033	+1 (604) 639-8873	1-866-529-2807	info@firstmajestic.com
 Endeavour Silver	700 West Pender Street, Suite 301	Vancouver	British Columbia	V6C 1G8	Canada	+1 (604) 685-9775	+1 (604) 685-9744	1-877-685-9775	hugh@edrsilver.com
 Entree Gold	1166 Alberni Street, Suite 1201	Vancouver	British Columbia	V6E 3Z3	Canada	+1 (604) 687-4777	+1 (604) 687-4770		info@entreegold.com
 Canasil Resources	625 Howe Street, Suite 750	Vancouver	British Columbia	V6C 2T6	Canada	+1 (604) 708-3788	+1 (604) 708-3728		admin@canasil.com
 Golden Goliath	675 West Hastings Street, Suite 711	Vancouver	British Columbia	V6B 1N2	Canada	+1 (604) 682-2950	+1 (604) 685-3764		jps@goldengoliath.com
 Minera Antamina	Avenida El Derby Nº 055,Torre 1, Of ...	Lima	Lima	33	Peru	+51 1 217 3000	+51 1 217 3095		ascorp@antamina.com
 BHP Billiton	180 Lonsdale Street	Melbourne	Victoria	3000	Australia	+61 13 0055 4757	+61 3 9609 3015		investor.relations@bhpbilliton.com
 Rio Tinto	120 Collins Street, Level 33	Melbourne	Victoria	3000	Australia	+61 (0) 3 9283 3333	+61 (0) 3 9283 3707		dave.skinner@riotinto.com



Capital Raisings tab expanded



Overview	Exchange Data	Commodity Exposure	Properties	HQ Office	Capital Raisings	Financials	Options	Royalties	Map
----------	---------------	--------------------	------------	-----------	------------------	------------	---------	-----------	-----

Company	Capital Raisings																
	Capital Raising Date	Financing	Status	Number of Securities	Security Type	Currency	Price	Exercise Price	Gross Proceeds	Net Proceeds	Expiry Date	Activity	Ratio	Agents	Property Country	Property	
Freeport-McMoRan																	
Newmont																	
First Majestic Silver																	
Endeavour Silver	Nov 10, 2010	Private Placement	Proposed	8,150,000 Common shares		CAD	6.150	0.000	50,000,000	0		Working Capital		CIBC World Marke...			
Entree Gold	Nov 30, 2011	Public Offering	Closed	11,482,216 Common shares		CAD	1.250	0.000	14,352,770	0		Exploration		Desjardins Secur...	Ann Mason		
Canasil Resources	Aug 10, 2015	Private Placement	Tranche Closed	600,000 Units		CAD	0.050	0.000	30,000	0		Working Capital					
	Aug 10, 2015	Private Placement	Tranche Closed	600,000 Common shares		CAD	0.000	0.000	30,000	0							
	Aug 10, 2015	Private Placement	Tranche Closed	600,000 Warrants		CAD	0.000	0.100	30,000	0	Aug 10, 2016						
	Jul 29, 2015	Private Placement	Tranche Closed	600,000 Common shares		CAD	0.045	0.000	27,000	0		Working Capital					
	Jul 27, 2015	Private Placement	Proposed	1,000,000 Common shares		CAD	0.045	0.000	45,000	0		Working Capital					
	Nov 20, 2012	Private Placement	Proposed	5,000,000 Units		CAD	0.200	0.000	1,000,000	0		Exploration	1 common share an...				
	Nov 20, 2012	Private Placement	Proposed	5,000,000 Common shares		CAD	0.000	0.000	1,000,000	0			1 common share an...				
	Nov 20, 2012	Private Placement	Proposed	2,500,000 Warrants		CAD	0.000	0.300	1,000,000	0	Nov 20, 2013						
	Feb 21, 2012	Private Placement	Closed	3,000,000 Units		CAD	0.225	0.000	675,000	0		Exploration	1 common share an...				
	Feb 21, 2012	Private Placement	Closed	3,000,000 Common shares		CAD	0.000	0.000	675,000	0			1 common share an...				
	Feb 21, 2012	Private Placement	Closed	1,500,000 Warrants		CAD	0.000	0.350	675,000	0	Feb 21, 2013		1 common share an...				
	Jan 30, 2012	Private Placement	Proposed	3,000,000 Units		CAD	0.225	0.000	675,000	0		Exploration	1 common share an...				
	Jan 30, 2012	Private Placement	Proposed	3,000,000 Common shares		CAD	0.000	0.000	675,000	0			1 common share an...				
	Jan 30, 2012	Private Placement	Proposed	1,500,000 Warrants		CAD	0.000	0.350	675,000	0	Jan 30, 2013						
	Apr 28, 2011	Private Placement	Amended	1,250,000 Units		CAD	0.400	0.000	500,000	0		Exploration	1 common share an...				
	Apr 28, 2011	Private Placement	Amended	1,250,000 Common shares		CAD	0.000	0.000	500,000	0			1 common share an...				
	Apr 28, 2011	Private Placement	Amended	625,000 Warrants		CAD	0.000	0.600	500,000	0	Apr 28, 2012						
	Apr 06, 2011	Private Placement	Closed	1,220,000 Units		CAD	0.400	0.000	488,000	0		Exploration	1 common share an...				
	Apr 06, 2011	Private Placement	Closed	1,220,000 Common shares		CAD	0.000	0.000	488,000	0			1 common share an...				
	Apr 06, 2011	Private Placement	Closed	610,000 Warrants		CAD	0.000	0.600	488,000	0	Apr 06, 2012						
	Mar 04, 2011	Private Placement	Proposed	4,000,000 Units		CAD	0.500	0.000	2,000,000	0		Exploration	1 common share an...				
	Mar 04, 2011	Private Placement	Proposed	4,000,000 Common shares		CAD	0.000	0.000	2,000,000	0			1 common share an...				
	Mar 04, 2011	Private Placement	Proposed	2,000,000 Warrants		CAD	0.000	0.700	2,000,000	0	Mar 04, 2012		1 common share an...				
	Dec 20, 2010	Private Placement	Closed	4,267,000 Units		CAD	0.300	0.000	1,280,100	0		Exploration	1 common share an...				
	Dec 20, 2010	Private Placement	Closed	4,267,000 Common shares		CAD	0.000	0.000	1,280,100	0			1 common share an...				
	Dec 20, 2010	Private Placement	Closed	2,133,500 Warrants		CAD	0.000	0.450	1,280,100	0	Dec 20, 2011		1 common share an...				
	Dec 01, 2010	Private Placement	Proposed	4,000,000 Units		CAD	0.300	0.000	1,200,000	0		Exploration	1 common share an...				
	Dec 01, 2010	Private Placement	Proposed	4,000,000 Common shares		CAD	0.000	0.000	1,200,000	0			1 common share an...				
	Dec 01, 2010	Private Placement	Proposed	2,000,000 Warrants		CAD	0.000	0.450	1,200,000	0	Dec 01, 2011		1 common share an...				
	Sep 24, 2010	Private Placement	Closed	3,820,000 Units		CAD	0.150	0.000	573,000	0		Exploration	1 common share an...				
	Sep 24, 2010	Private Placement	Closed	3,820,000 Common shares		CAD	0.000	0.000	573,000	0			1 common share an...				
	Sep 24, 2010	Private Placement	Closed	1,910,000 Warrants		CAD	0.000	0.250	573,000	0	Sep 24, 2011		1 common share an...				
	Sep 22, 2010	Private Placement	Closed	3,820,000 Units		CAD	0.150	0.000	573,000	0		Exploration	1 common share an...				



Financials tab expanded



Overview	Exchange Data	Commodity Exposure	Properties	HQ Office	Capital Raisings	Financials	Options	Royalties	Map
----------	---------------	--------------------	------------	-----------	------------------	------------	---------	-----------	-----



Company	Financials Annual Details												
	Performance Type	Currency (in Millions)	2015	2014	2013	2012	2011	2010	2009	2008	2007	2006	2005
Freeport-McMoRan	Total Revenue	USD	21,438.00	20,921.00	18,010.00	20,880.00	18,982.00	15,040.00	17,796.00	16,939.00	5,790.50	4,179.12	
	Operating Revenue	USD	21,438.00	20,921.00	18,010.00	20,880.00	18,982.00	15,040.00	17,796.00	16,939.00	5,790.50	4,179.12	
	Operating Expense	USD	1,837.00	933.00	635.00	820.00	524.00	488.00	17,526.00	466.00	384.64	355.40	
	Cost of Revenue	USD	19,504.00	14,637.00	11,561.00	10,920.00	9,390.00	8,049.00	12,980.00	9,918.00	2,537.11	1,646.44	
	Depreciation and Amortization	USD					92.00	123.00	117.00	1,264.00	232.54	259.11	
	Gross Profit	USD	1,934.00	6,284.00	6,449.00	9,960.00	9,592.00	6,991.00	4,816.00	7,021.00	3,253.39	2,532.68	
	Research and Development	USD	126.00	210.00	285.00	271.00	143.00	90.00	292.00				
	Operating Cash Flow	USD	5,631.00	6,139.00	3,774.00	6,620.00	6,273.00	4,397.00	3,370.00	6,225.00	1,866.42	1,552.55	
	Pretax Income	USD	-424.00	4,913.00	5,487.00	8,818.00	8,512.00	5,816.00	-13,309.00	6,133.00	2,825.87	2,036.94	
	Total Tax Payable	USD	547.00	326.00	185.00	255.00	800.00	474.00	163.00				
	Net Income	USD	-1,268.00	2,658.00	3,041.00	4,560.00	4,336.00	2,749.00	-11,067.00	2,977.00	1,456.51	995.13	
	Total Debt	USD	18,970.00	20,706.00	3,527.00	3,537.00	4,755.00	6,346.00	7,351.00	7,211.00	680.12	1,255.95	
	Cash and Cash Equivalent	USD	464.00	1,985.00	3,705.00	4,822.00	3,738.00	2,656.00	872.00	1,626.00	907.46	763.60	
Newmont	Total Revenue	USD	7,292.00	8,322.00	9,868.00	10,358.00	9,540.00	7,705.00	6,199.00	5,526.00	4,987.00	4,406.00	
	Operating Revenue	USD	7,292.00	8,322.00	9,868.00	10,358.00	9,540.00	7,705.00	6,199.00	5,526.00	4,987.00	4,406.00	
	Operating Expense	USD	2,125.00	6,767.00	2,423.00	4,426.00	1,889.00	1,711.00	1,586.00	2,408.00	922.00	935.00	
	Cost of Revenue	USD	4,457.00	5,186.00	4,238.00	3,890.00	3,484.00	3,049.00	3,358.00	2,978.00	2,685.00	2,578.00	
	Depreciation and Amortization	USD	1,229.00	1,362.00	1,032.00	1,036.00	945.00	806.00	747.00	695.00	636.00	615.00	
	Gross Profit	USD	2,835.00	3,136.00	5,274.00	6,468.00	5,838.00	4,656.00	2,841.00	2,548.00	2,302.00	1,828.00	
	Research and Development	USD	372.00	553.00	799.00	723.00	434.00	322.00	380.00	62.00	94.00	73.00	
	Operating Cash Flow	USD	1,438.00	1,543.00	2,372.00	3,584.00	3,167.00	2,947.00	1,292.00	663.00	1,225.00	1,243.00	
	Pretax Income	USD	506.00	-3,585.00	3,114.00	1,810.00	3,997.00	2,913.00	1,276.00	-1,276.00	1,625.00	1,064.00	
	Total Tax Payable	USD	95.00	19.00	65.00	343.00	490.00	200.00	58.00				
	Net Income	USD	508.00	-2,462.00	1,809.00	366.00	2,277.00	1,297.00	853.00	-1,886.00	791.00	322.00	
	Total Debt	USD	6,646.00	6,740.00	6,298.00	4,620.00	4,441.00	4,809.00	3,542.00	2,938.00	1,911.00	1,929.00	
	Cash and Cash Equivalent	USD	2,403.00	1,555.00	1,561.00	1,760.00	4,056.00	3,215.00	435.00	1,231.00	1,166.00	1,082.00	
First Majestic Silver	Total Revenue	USD	245.47	251.31	247.18	245.51	120.75	56.83	36.42	43.35	3.73	0.75	
	Operating Revenue	USD	245.47	251.31	247.18	245.51	120.75	56.83	36.42	43.35	3.73	0.75	
	Operating Expense	USD	183.62	112.97	60.86	38.90	15.33	13.35	9.23	21.96	6.14	2.93	
	Cost of Revenue	USD	154.84	115.66	79.75	66.79	59.58	38.78	30.26	27.25	3.40	1.01	
	Depreciation and Amortization	USD						3.35	2.60	8.80	1.79	0.24	
	Gross Profit	USD	90.63	135.66	167.43	178.73	61.16	17.63	6.16	16.09	0.33	-0.27	
	Research and Development	USD									0.01	0.01	
	Operating Cash Flow	USD	93.38	134.27	136.16	127.53	58.36	6.40	5.39	4.21	-1.98	-3.96	
	Pretax Income	USD	-80.94	26.19	110.99	137.54	47.00	2.94	-5.80	-5.90	-5.78		
	Total Tax Payable	USD	0.11	8.32	4.38	0.00	0.44	0.11	0.46				



Options tab expanded

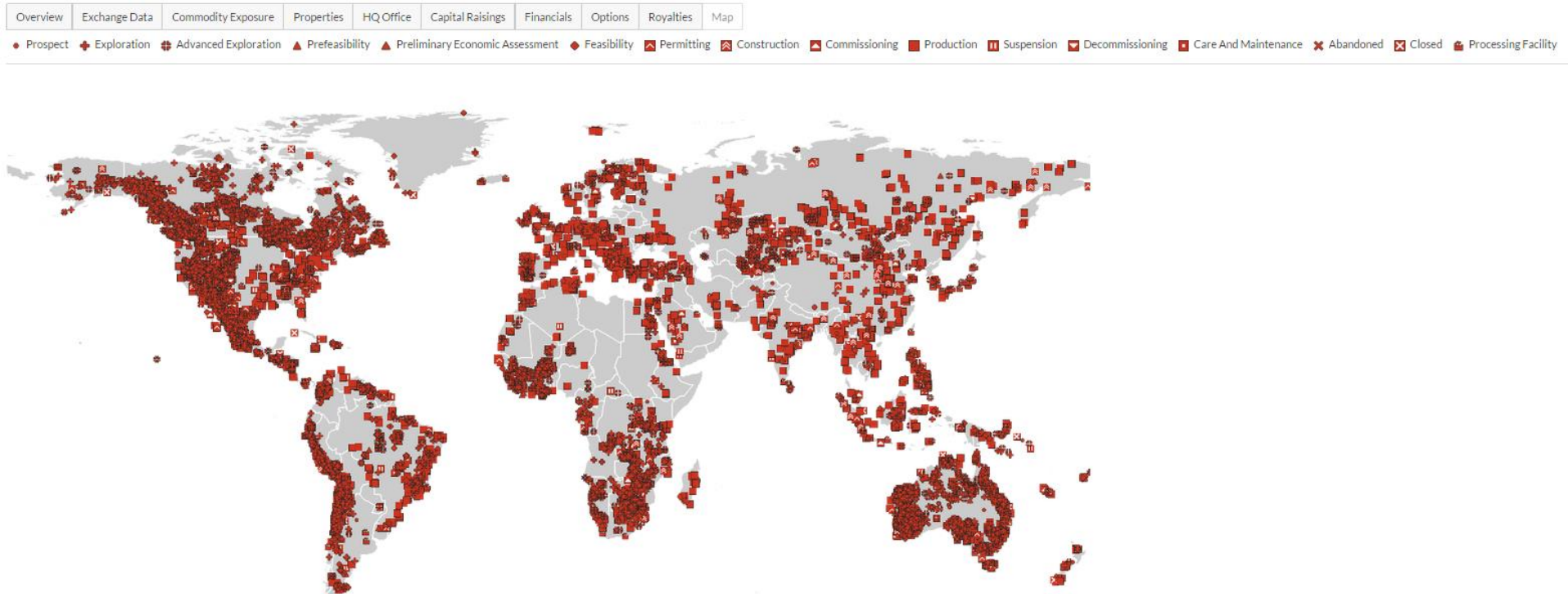


Overview		Exchange Data	Commodity Exposure	Properties	HQ Office	Capital Raisings	Financials	Options	Royalties	Map																																																																																																																																																																																																																																																																																																																																																																																																																																																																																																																																																																																																																																																																																																																																																																																																																																																																																																																																																																																																																																																																																																																																																																																										
<div><div></div><div></div></div>		Options Details							Property Details		Commodity Exposure																																																																																																																																																																																																																																																																																																																																																																																																																																																																																																																																																																																																																																																																																																																																																																																																																																																																																																																																																																																																																																																																																																																																																																																									
											Precious Metals		Gems	Base Metals		Steel Raw Materials		Energy		Minor Metals & Industry Minerals																																																																																																																																																																																																																																																																																																																																																																																																																																																																																																																																																																																																																																																																																																																																																																																																																																																																																																																																																																																																																																																																																																																																																																																
		Property	Development Status	Interest (%)	Expiry Date	Notes	Source	Work Type	Asset Type	Gold	Silver	Platinum	Palladium	Other PGM	Diamond	Other Gemstones	Aluminum	Copper	Lead	Nickel	Tin	Zinc	Iron Ore	Chromium	Manganese	Molybdenum	Vanadium	Tungsten	Coal	Oil Sands	Uranium	Other	Antimony	Bismuth	Cobalt	Graphite	Lithium	Niobium	Phosphates	Potash	Rare Earth Minerals	Tantalum	Titanium	Zirconium	Other																																																																																																																																																																																																																																																																																																																																																																																																																																																																																																																																																																																																																																																																																																																																																																																																																																																																																																																																																																																																																																																																																																																																																							
Freeport-McMoRan	Pliny	Prospect	51.0	Dec 31, 2016				Project																																																																																																																																																																																																																																																																																																																																																																																																																																																																																																																																																																																																																																																																																																																																																																																																																																																																																																																																																																																																																																																																																																																																																																																												</





Map tab expanded



NYSE:FCX ▼ 8.24 USD FWB:FPMB ▼ 7.50 EUR

[Download full report](#)

Key Facts,
Map, Head
Office info,
Summary,
Market info,
Financials etc.



Properties Search



New search options

Search bar, toggle between tabs for results

Companies

Properties

Documents

▼Property

Property Name

Add

Asset Type

☐ Project

☐ Mine

☐ Processing Facility

☐ Operation Type

☐ Activity Status

☐ Development Status

▼Geography

Property Location

Add

Annual Precipitation

From

To

mm

0

8,000

Altitude

From

To

m

-3,000

0

6,000

Average Monthly Temperature

From

To

°C

-40

0

60

►Geology

►Drill Results

►Production

Property Search - 33205 Matching Results

Overview

Commodity Exposure

Ownership

Addresses

Geography

Geology

Reserves

Operations

Processing Technologies

Ore Production

Production

Drill Results

Map

Staff

Personnel

Options

Royalties

Property

News

Property Details

Region

Development Status

	Last Updated	Latest News	Work Type	Asset Type	Province	Country	Africa	Asia	Europe	North America	South America	Oceania	Prospect	Exploration	Advanced Exploration	PEA	Pre-Feasibility	Feasibility	Development	Production	Closed Mine
Aitik	2015-07-21	2015-07-20		Mine	Norrbottnen	Sweden															
Antamina	2015-07-10	2015-04-22		Mine	Ancash	Peru															
Cripple Creek	2015-08-20	2015-08-05		Mine	Colorado	United States															
Escondida complex	2015-08-11	2015-07-16		Mine	Antofagasta	Chile															
Garzweiler	2015-05-27			Mine	North Rhine-Westphal...	Germany															
Highland Valley	2015-05-19	2015-04-21		Mine	British Columbia	Canada															
Neves Corvo	2015-05-15	2015-04-29		Mine	Beja	Portugal															
Olympic Dam	2015-07-13	2015-04-22		Mine	South Australia	Australia															
Red Dog	2015-07-23	2015-04-21		Mine	Alaska	United States															
Voisey's Bay	2015-04-24	2015-04-22		Mine	Newfoundland	Canada															

Page 1 of 3321: 1 2 3 4 5 Next » Last »

Tabled data results

933 Matching Results

Property Documents

Scope

Financial

Operational

Technical

Presentations

Capital Raisings

Drill Results

Corporate

M&A

Exploration

Misc.

UT

Filing

Annual

Quarter

Half Year

News

Technical

Presentation

Appendix

MD&A

708A

Prospectus

Others

Search for

q

Clear

Anglogold's Sale of Cc&V Mine Completed

Anglogold Ashanti LTD Sold Cripple Creek(Cresson Mine), United States.

Interim Financial Statements/Report-English



Address tab expanded



Overview	Commodity Exposure	Ownership	Addresses	Geography	Geology	Reserves	Operations	Processing Technologies	Ore Production	Production	Drill Results	Map	Staff	Personnel	Options	Royalties
<div><div></div><div></div></div>			Contact Address													
Property	Address			City	Province / State	Postal Code	Country	Phone	Fax	Email						
Aitik	Sakajärvi 1			Gällivare	Norrbotten	982 92	Sweden	+46 970 72 90 00	+46 970 72 90 01	info@boliden.com						
Antamina	Jr. Celso Bamarén No. 1065, Plazue...			Huaraz	Ancash		Peru	+51 1 217 3000								
Cripple Creek	100 N Third St (P.O. Box 191)			Victor	Colorado	80860	United States	719-689-2977	719-689-3254							
Escondida complex	Avda. de la Minería 501			Casilla	Antofagasta		Chile	(56-55) 203 000	(56-55) 247 545							
Garzweiler	Auenheimerstrasse			Bergheim	North Rhine-Westphalia	5010	Germany	+49 (2271) 58-11	+49 (2271) 88-8721							
Highland Valley	P.O. Box 1500			Logan Lake	British Columbia	V0K 1W0	Canada	1-250-523-3201	1-250-523-3290							
Neves Corvo	Apartado 12 Santa Barbara de Padroes			Castro Verde	Beja	7780-909	Portugal	+351 (286) 689 000	+351 (286) 683 165	ligia.varzea@somincor.pt						
Olympic Dam	Olympic Way			Roxby Downs	South Australia	5725	Australia	+61 (8) 8671 8888	+61 (8) 8671 1876							
Red Dog	3105 Lakeshore Drive Bldg A Ste 10...			Anchorage	Alaska	99517	United States	+1 (907) 426 2170	+1 (907) 426 2177	reddog.info@teck.com						
Voisey's Bay	P.O. Box 7001, Stn. C			Happy Valley - Goose Bay	Newfoundland	A0P 1C0	Canada									

Page 1 of 3321:

1

2

3

4

5

Next »

Last »



Geography tab expanded



Geography Details															
Property	Latitude	Longitude	Elevation (m)	Nearest Landmark	Nearest Landmark Distance (km)	Nearest Landmark Direction	MIN AVG Temperature (°C)	MAX AVG Temperature (°C)	Total AVG Temperature (°C)	MIN AVG Precipitation (mm)	MAX AVG Precipitation (mm)	Total AVG Precipitation (mm)	Total AVG annual Precipitation (mm)	Climate Zone	
Aitik	67.06667	20.95000	342	Skelleftea	350	North	-14.7	13.3	-1.3	23.0	70.0	40.0	480.0	Boreal, sub-continental	
Antamina	-9.56245	-77.04391	4,190	Lima	275	North	3.4	5.7	4.8	5.0	140.0	64.0	768.0	Tropics	
Cripple Creek	38.73333	-105.13333	3,198	Denver	113	South	-9.4	12.1	0.7	20.0	90.0	47.4	569.0	Subtropics, summer rainfall	
Escondida complex	-24.26667	-69.06667	2,852	Antofagasta	170	SE	6.9	13.6	10.7	0.0	5.0	1.0	12.0	Tropics	
Garzweiler	51.05370	6.49176	48	Mönchengladbach	15	SSE	2.0	18.1	10.0	52.0	82.0	66.8	802.0	Temperate, oceanic	
Highland Valley	50.47090	-121.03440	1,363	Kamloops	80	SW	-6.7	14.2	3.6	22.0	43.0	33.3	400.0	Temperate, sub-continental	
Neves Corvo	37.56667	-7.96667	200	Castro Verde	15	SE	10.2	23.5	16.3	2.0	86.0	46.4	557.0	Subtropics, winter rainfall	
Olympic Dam	-30.43997	136.87275	110	Roxby Downs	14	North	11.7	27.9	20.0	10.0	21.0	15.1	181.0	Subtropics, summer rainfall	
Red Dog	68.07154	-162.85243	303	Kotzebue	131	North	-22.8	9.0	-8.6	8.0	47.0	18.0	216.0	Boreal, sub-continental	
Voisey's Bay	56.33179	-62.09073	86	Nain	35	SW	-19.2	10.9	-3.3	42.0	82.0	63.1	757.0	Temperate, sub-continental	

Page 1 of 3321:

1

2

3

4

5





















Next ›

Last »



Processing Technologies tab expanded













<div> <div>Overview</div> <div>Commodity Exposure</div> <div>Ownership</div> <div>Addresses</div> <div>Geography</div> <div>Geology</div> <div>Reserves</div> <div>Operations</div> <div>Processing Technologies</div> </div>									
Property	Details			Processing Technologies					
					Hydrometallurgy				
					Location	Reagent	Recovery		
	Work Type	Asset Type	Estimated Mine Life (Years)	Conventional Mill Paste	Dump Leach Heap Leach In-Situ Leach Recovery VAT Leach	Alkaline Bio Leach Cyanide Sulphuric Acid Unknown	Carbon in Leach Carbon in Pulp High Pressure Acid Leach Pressure Acid Leach Solvent Extraction-Electrowinning		
 Aitik		Mine	29	●					
 Antamina		Mine	13	●					
 Cripple Creek		Mine	19	●	●	●			
 Escondida complex		Mine	98	●	●	●	●		●
 Garzweiler		Mine	30						
 Highland Valley		Mine	5	●					
 Neves Corvo		Mine	39	●					
 Olympic Dam		Mine	-	●	●	●			●
 Red Dog		Mine	12	●					
 Voisey's Bay		Mine	5	●					



Staff tab expanded









Overview	Commodity Exposure	Ownership	Addresses	Geography	Geology	Reserves	Operations	Processing Technologies	Ore Production	Production	Drill Results	Map	Staff	Personnel	Options	Royalties
----------	--------------------	-----------	-----------	-----------	---------	----------	------------	-------------------------	----------------	------------	---------------	-----	-------	-----------	---------	-----------

Property	Annual Staff Details																							
	Employment Type	Demographic Type	Demographic Filter																					
				2014	2013	2012	2011	2010	2009	2008	2007	2006	2005	2004	2003	2002	2001	2000	1999	1998	1997	1996	1995	
 Aitik																								
 Antamina	Full Time	Work Site	Total		1,850																			
 Cripple Creek	Full Time	Work Site	Mine	385	321	315	278	252	228	214	207	205	194	191	195	189	165	159						
	Full Time	Work Site	Mill	152	107	100	95	85	79	73	71	71	72	74	76	72	60	60						
	Full Time	Work Site	Office	76	80	82	81	71	60	63	63	50	47	48	55	54	53	52						
	Full Time	Work Site	Total	613	508	497	454	408	367	350	341	326	313	313	326	315	278	271						
 Escondida complex																								
 Garzweiler	Full Time	Work Site	Total			1,725																		
 Highland Valley	Full Time	Work Site	Total			1,295												944	1,046					
 Neves Corvo																								
 Olympic Dam																								
 Red Dog	Full Time	Work Site	Mine	104	112	108	110	108	96	94	90	87	84	79	85	93	85	87						
	Full Time	Work Site	Mill	106	115	109	104	91	95	91	89	81	87	86	90	94	92	112						
	Full Time	Work Site	Office	30	34	33	32	20	20	19	22	22	24	23	24	25	31	35						
	Full Time	Work Site	Total	240	261	250	246	219	211	204	201	190	195	188	199	212	208	234		367	355	326	337	
 Voisey's Bay																								



Personnel tab expanded



Overview	Commodity Exposure	Ownership	Addresses	Geography	Geology	Reserves	Operations	Processing Technologies	Ore Production	Production	Drill Results	Map	Staff	Personnel	Options	Royalties
<div><div></div><div></div></div>			Personnel Details													
Property	Job Title	Name	Phone	Ext	Email	LinkedIn	Notes	Reference Date								
 Aitik	Mine Manager	Michael Palo	+46 970 72 90 00		michael.palo@boliden.com			Jul 07, 2015								
	Mine Superintendent	Daniel Bergius	+46 970 72 90 00		daniel.bergius@boliden.com			Jul 07, 2015								
	Director Group Communications	Marcela Sylvander	+46 970 72 90 00		marcela.sylvander@boliden.com			Mar 23, 2015								
 Antamina	Superintendent Operations	Alberto Granda	+51 1 217 3000					Aug 05, 2015								
	Environmental Manager	Roberto Carlos Manrique Arce	+51 1 217 3000					May 18, 2015								
	VP of Operations	Jorge Gheresi Parodi	+51 1 217 3000		jghersi@antamina.com			Apr 16, 2014								
 Cripple Creek	Vice President & General Manager	Lowe Billingsley	719-689-2977					Jul 07, 2015								
	Mine Manager	Greg Gibson	719-689-2977					Jun 18, 2015								
	Maintenance Superintendent	Scott Murphy	719-689-2977					Apr 23, 2015								
	Materials Manager	Arthur Iverson	719-689-2977					Apr 21, 2015								
	Mine Operations Superintendent	Craig Stephens	719-689-2977					Apr 20, 2015								
	Process Manager	Kevin Riley	719-689-2977					Apr 10, 2015								
 Escondida complex	General Manager Operations	Marcelo Maccioni	(56-55) 203 000					Jul 07, 2015								
	Planning Manager	Karim Batallanos	(56-55) 203 000					Jul 03, 2015								
 Garzweiler	Head of Mining	Dr. Stefan Tappeiner	+49 800 883 38 30		stefan.tappeiner@rwe.com			Jul 07, 2015								
 Highland Valley	General Manager	Greg Brouwer	1-250-523-3201					Aug 06, 2015								
	Operations Manager	Elaina Ware	1-250-523-3201					Jul 29, 2015								
	Maintenance Superintendent	Dave Adema	1-250-523-3201		dadema@hvcopper.com			Apr 03, 2015								
	Buyer	Trevor Elliott	1-250-523-3201		trevor.elliott@teck.com			Mar 23, 2015								
	Superintendent Tailings and Water Management	Chris Fleming	1-250-523-3201		cfleming@hvcopper.com			Mar 23, 2015								
	Superintendent, Continuous Improvement	Rod Guild	1-250-523-3201		rguild@hvcopper.com			Mar 23, 2015								



Olympic Dam

Copper ▼ 4,894.48 USD/t | Gold ▼ 1,137.99 USD/ozt | Silver ▼ 14.58 USD/ozt | Uranium ▶ 36.25 USD/lb

Toggle between search tabs

Download full report

Overview Owners Geology Reserves Operations Production Contacts News Documents

Complete Report 

Key Facts

Asset Type Mine
Status Production
Type of Work Underground
Location 14km North of Roxby Downs
Australia
Latitude -30.4400
Longitude 136.8728
Commodities Copper, Gold, Silver, Uranium

Address

Olympic Way
Roxby Downs, South Australia 5725
Australia

+61 (8) 8671 8888

+61 (8) 8671 1876



Ownership



100.00%

 BHP Billiton Olympic Dam

Operations

Type of Work Underground
Mine Technology Long Hole Stoping

Production (2014)

Copper (kt) 187.8
Gold (koz) 136.3
Silver (koz) 1,067.0
Uranium (kt) 4.0



Summary

Olympic Dam is located in Australia, 14km North of Roxby Downs. Olympic Dam is a copper (iron oxide copper gold) deposit, with additional occurrences of gold, silver, and uranium. Olympic Dam is an underground operation, employing long hole stoping technology. Olympic Dam is 100.00% owned by BHP Billiton Olympic Dam.

Latest Information

Operational Review for the Nine Months Ended 31March 2015

Operational Review for the Nine Months Ended 31March 2015
On 2015-04-22

Operational Review for the Half Year Ended 31December 2014

BHP Billiton Announced its Financial and Production Results.
On 2015-01-21

BHP Billiton Operational Review QTR Ended 30September 2014

BHP Billiton Operational Review QTR Ended 30September 2014
On 2014-10-22

Annual Report 2014

Annual Report 2014
On 2014-09-25

Operational Review for the Nine Months Ended 31March 2014

BHP Billiton Announced its Financial and Production Results.
On 2014-04-16

More ...

Key Facts,
Map,
Address,
Summary,
Latest docs,
Ownership
chart,
production
figures etc.



Documents Search



Over 1.4 million search's docs



1,499,485 Matching Results

Company Documents

Scope

FinancialOperationalTechnicalPresentationsCapital RaisingsDrill ResultsCorporateM&AExplorationMisc.UT

Filing

AnnualQuarterHalf YearNewsTechnicalPresentationAppendixMD&A708AProspectusOthers

Search for

Q

Clear

Appendix4G

Magnolia Resources (ASX:MGB)
Wednesday, August 26, 2015

Trading Halt

Hannans Reward (ASX:HNRR)
Wednesday, August 26, 2015

Trading Halt

Kingston Resources (ASX:KSN)
Wednesday, August 26, 2015

Change of Director's Interest Notice

Hastings Rare Metals (ASX:HAS)
Wednesday, August 26, 2015

Initial Director's Interest Notice-P Ferreira

Triton Minerals (ASX:TON)
Wednesday, August 26, 2015

2015 Corporate Governance Statement

AGL Energy (ASX:AGL)
Wednesday, August 26, 2015

Appendix3B

Falcon Minerals (ASX:FCN)
Wednesday, August 26, 2015

Suspension

Aleator Energy (ASX:AWD)
Wednesday, August 26, 2015

2015 Agm Notice Of Meeting

AGL Energy (ASX:AGL)
Wednesday, August 26, 2015

Annual Report 201 5

AGL Energy (ASX:AGL)
Wednesday, August 26, 2015

Initial Substantial Holder Notice

Evolution Mining (ASX:EVN)
Wednesday, August 26, 2015

Appendix3B

Citation Resources (ASX:CTR)
Wednesday, August 26, 2015

Search tabs



Pdf documents and latest date updated



Contact Us

Contact us for an online demo, free trial, custom data extraction or full access to the mining intelligence database.

Email: sales@intelligencemine.com

Website: www.IntelligenceMine.com

